

## Lesson Plan

**Subject:** Grade 2 Math

**Lesson:** We Have All the Time in the World

**Standards Addressed:**

Understand that the two digits of a two-digit number represent amounts of tens and ones. (NC.1.NBT.2)

Tell and write time in hours and half-hours using analog and digital clocks. (NC.1.MD.3)

**Objectives:**

- Students will count within 60; skip-count by 5s.
- Students will write the time from analog and digital clocks to the nearest five minutes, using a.m. and p.m.

**Materials Needed:**

- Device for showing *We Have All the Time in the World* video
- “What Time is it Mr. Clock?” Activities
- Colored pencils

**Outline:**

- Prior to this lesson students should understand:
  - Skip counting by 5s
  - Basics of time
  - What an analog clock face looks like
- Before the video, have students look over the 2 activities and review some of what you have learned about skip counting, hours and minutes.
- Watch the video with students.
- After the video, students may complete the activity sheets individually.

**Take It Further:** Go to <https://www.scientificamerican.com/article/its-about-time-to-make-a-sundial/> to make and observe a sundial with the students.

**Cross-Curriculum Connection:** Play the group game, “What time is it Mr. Fox?”

Mr. Fox starts out at one end of a field, room, or designated area with his back to the group. The group at the other end then yells out “What time is it Mr. Fox?” Mr. Fox then holds up a large clock with movable arms instead of calling out the time (on the hour). The group then takes that many steps. When the group gets to where the fox is, but not past him, and asks the time, the fox can yell “Midnight!” The fox then turns and chases the group. Those that he catches are to sit out. The last one left becomes the fox.

To add complexity, set the minute hand at :00, :15, :30 and :45 using baby steps to add to the full step that represents the hour.



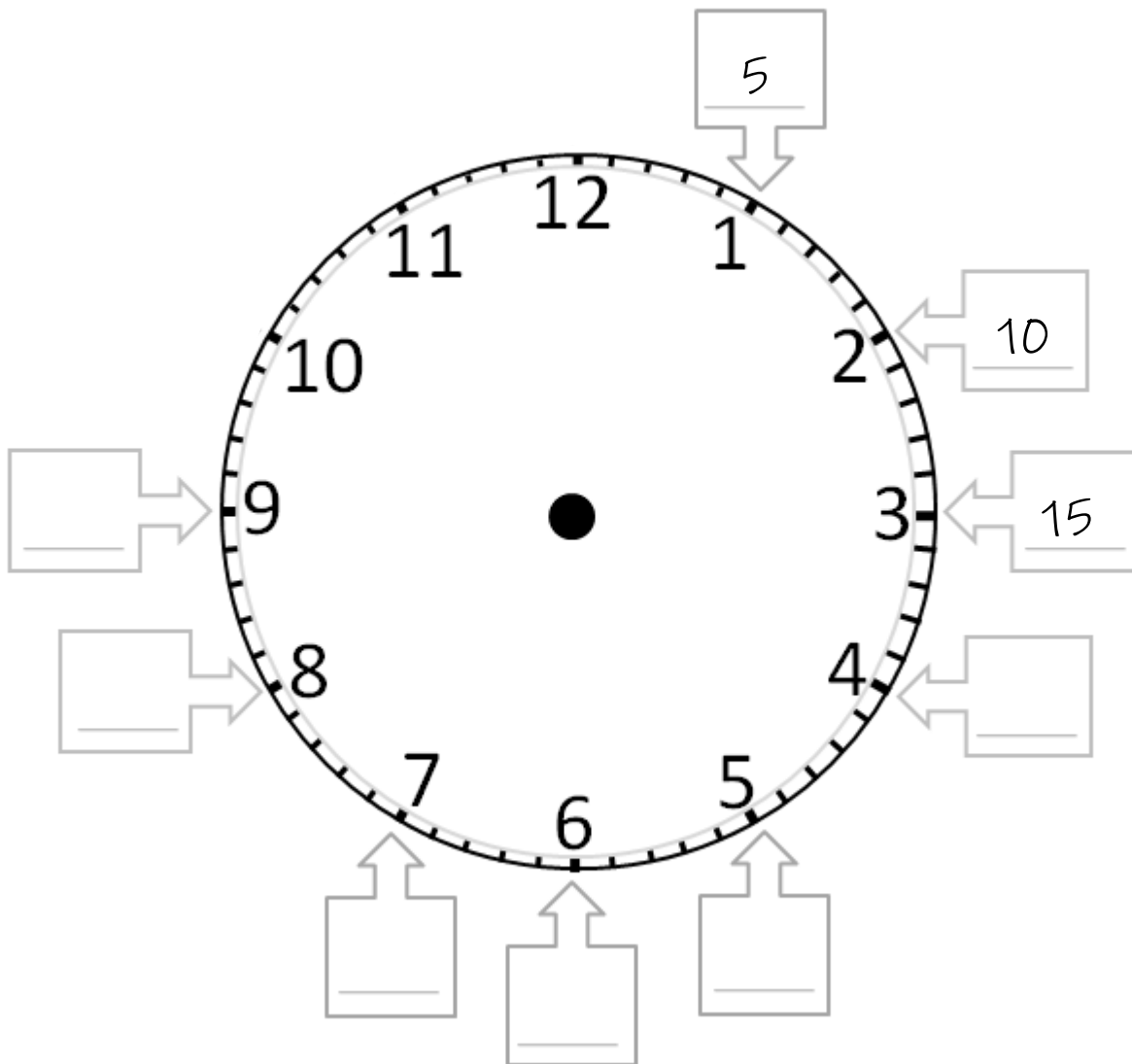
## What Time is it Mr. Clock?

Grade 2 Math

Name: \_\_\_\_\_

Date: \_\_\_\_\_

**Activity 1:** Sister Tara is trying to read her watch. It only has the hours marked on it, but she knows that between every number are 5 minute-marks. She has decided that skip-counting by 5s is easier than counting every tiny mark to tell the minutes. She has already counted from the **12** to the **3** in minutes. As she continues to skip-count by 5s, what are the next six numbers she will count, up to the **9**? Fill in the boxes in the picture.





## What Time is it Mr. Clock?

Grade 2 Math

Name: \_\_\_\_\_

Date: \_\_\_\_\_

**Activity 2:** Circle what day it is today.

Monday

Tuesday

Wednesday

Thursday

Friday

Write what time it is: \_\_\_\_\_


It is morning/afternoon. (Circle one.)

**Activity 3:** The Digital clock says 2:05 and 2:40. Draw the hands on the clocks below to show these.

2:05 pm



2:40 am



LEARNING IN PLACE  
[learninginplace@oldsalem.org](mailto:learninginplace@oldsalem.org)

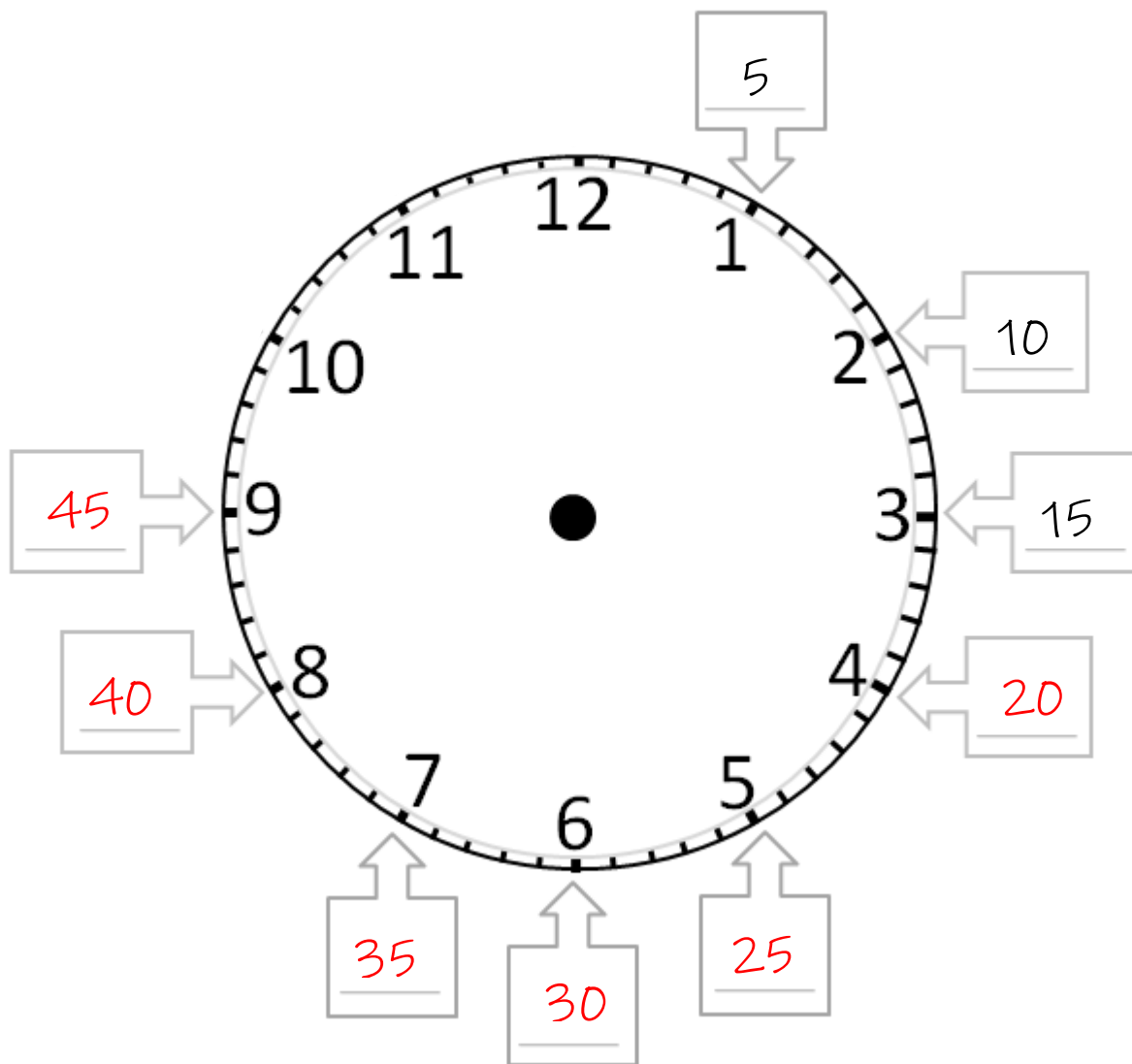


## What Time is it Mr. Clock?

Grade 2 Math

### Answer Key

**Activity 1:** Sister Tara is trying to read her watch. It only has the hours marked on it, but she knows that between every number are 5 minute-marks. She has decided that skip-counting by 5s is easier than counting every tiny mark to tell the minutes. She has already counted from the **12** to the **3** in minutes. As she continues to skip-count by 5s, what are the next six numbers she will count, up to the **9**? Fill in the boxes in the picture.





## What Time is it Mr. Clock?

Grade 2 Math

Name: \_\_\_\_\_

Date: \_\_\_\_\_

**Activity 2:** Circle what day it is today.

Monday

Tuesday

Wednesday

Thursday

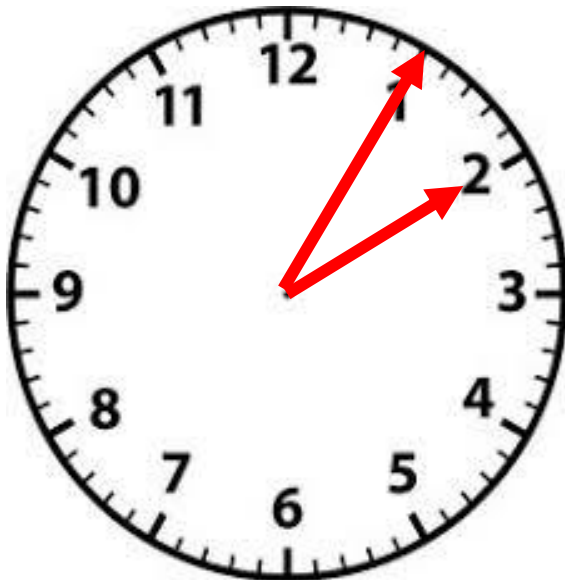
Friday

Write what time it is: \_\_\_\_\_

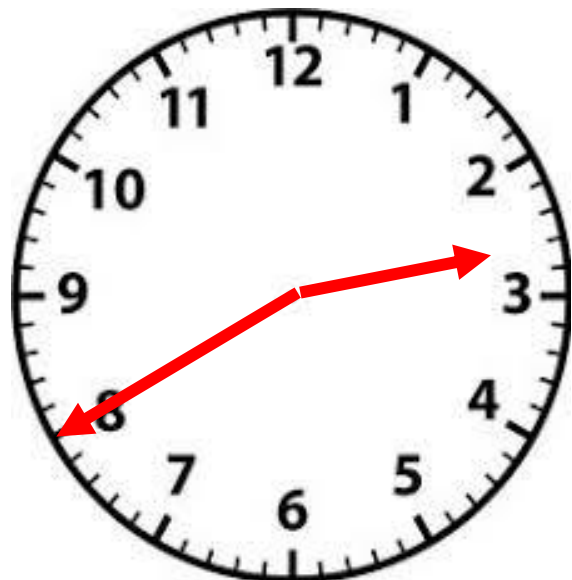
It is morning/afternoon. (Circle one.)

**Activity 3:** The Digital clock says 2:05 and 2:40. Draw the hands on the clocks below to show these.

2:05 pm



2:40 am



LEARNING IN PLACE  
[learninginplace@oldsalem.org](mailto:learninginplace@oldsalem.org)

